



**SIRDARYO VILOYATI
STATISTIKA BOSHQARMASI**



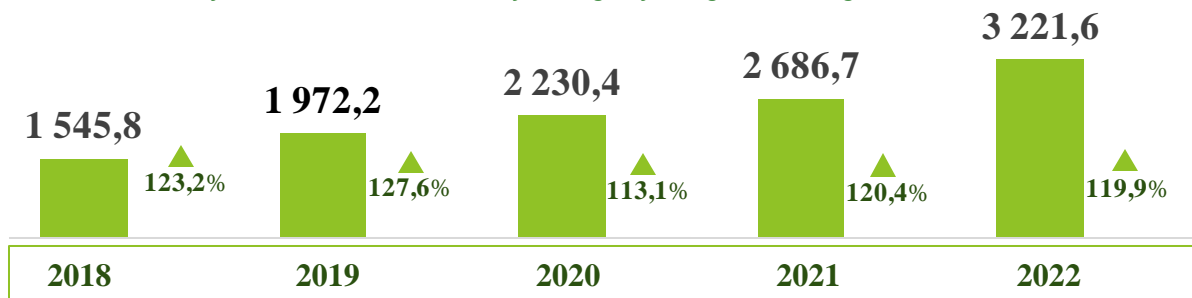
NOMINAL HISOBLANGAN O‘RTACHA OYLIK ISH HAQI

*qishloq xo‘jaligi va kichik tadbirkorlik
subyektlarisiz, dastlabki ma‘lumotlar*

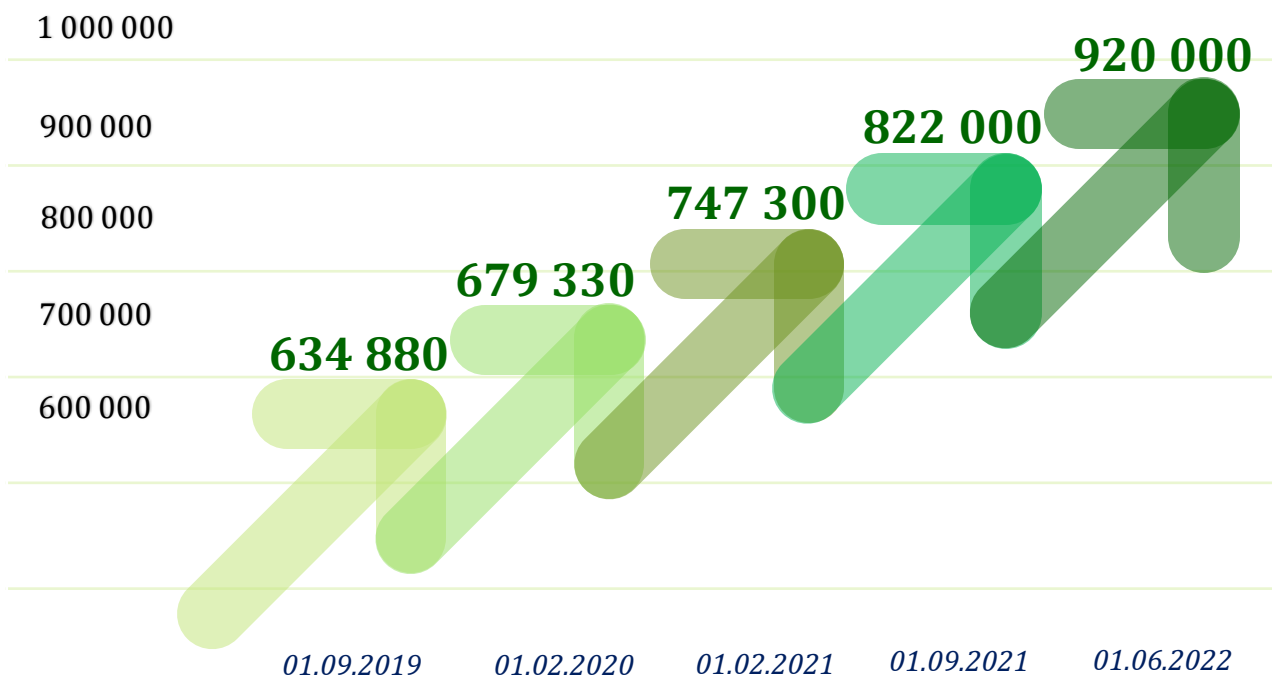
2022 - yil yanvar-dekabr

O'rtacha oylik ish haqining yillar kesimidagi dinamikasi

yanvar-dekabr o'sish darajasi o'tgan yilning mos davriga nisbatan, ming so'm



Mehnatga haq to'lashning eng kam miqdori dinamikasi, so'mda



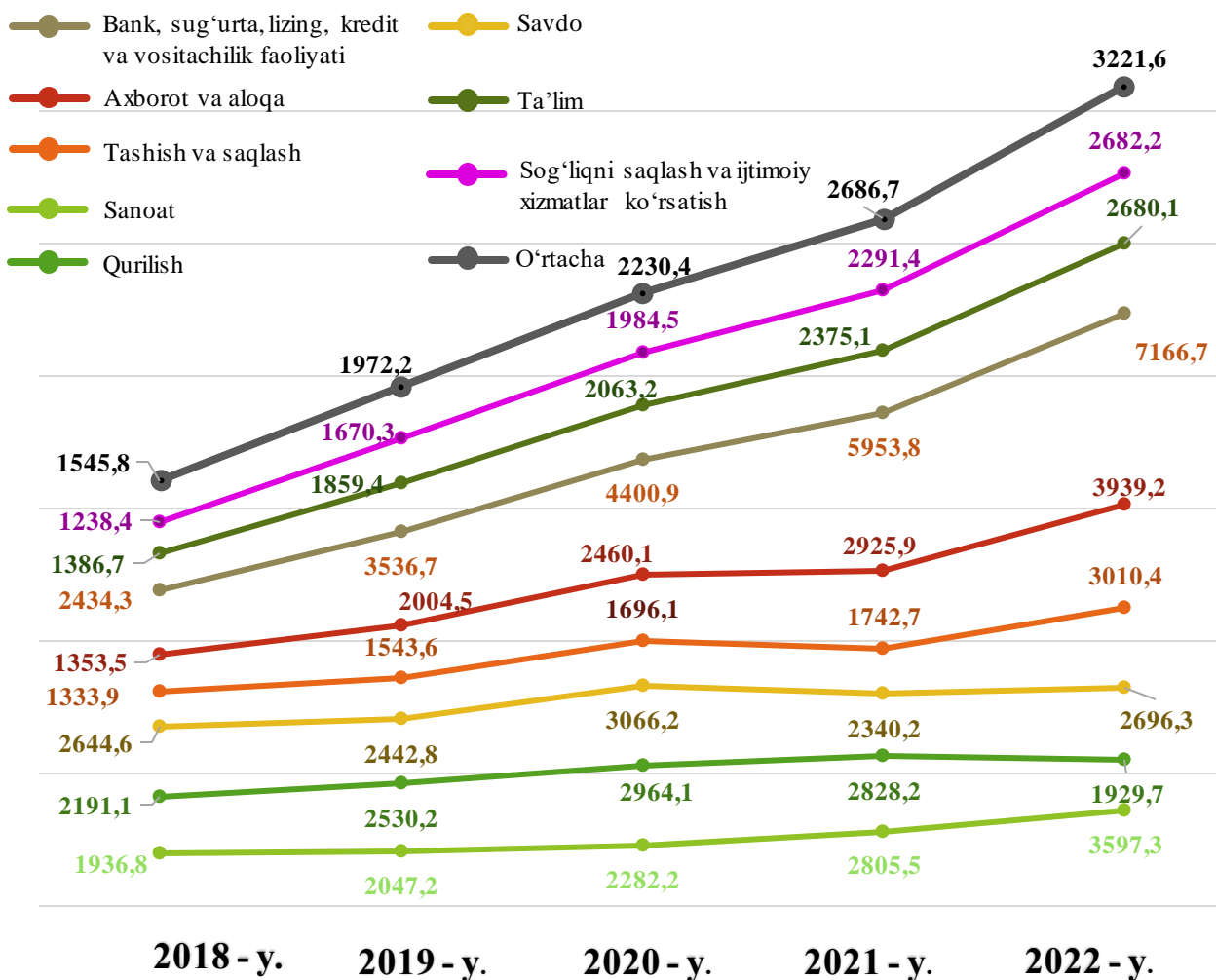
Ma'lumot uchun: Mehnatga haq to'lashning eng kam miqdoriga 2022 - yil 1 - iyundan o'zgartirish kiritildi hamda **920,0 ming so'mga** yetkazildi.

2022 - yil yanvar-dekabr oylari uchun o'rtacha oylik ish haqi ko'rsatkichini shakllantirishda qishloq xo'jaligi va kichik tadbirkorlik subyektlari hisobga olinmagan, chunki fermer xo'jaliklari hamda kichik tadbirkorlik subyektlari yilda bir marta hisobot taqdim etishi belgilangan.

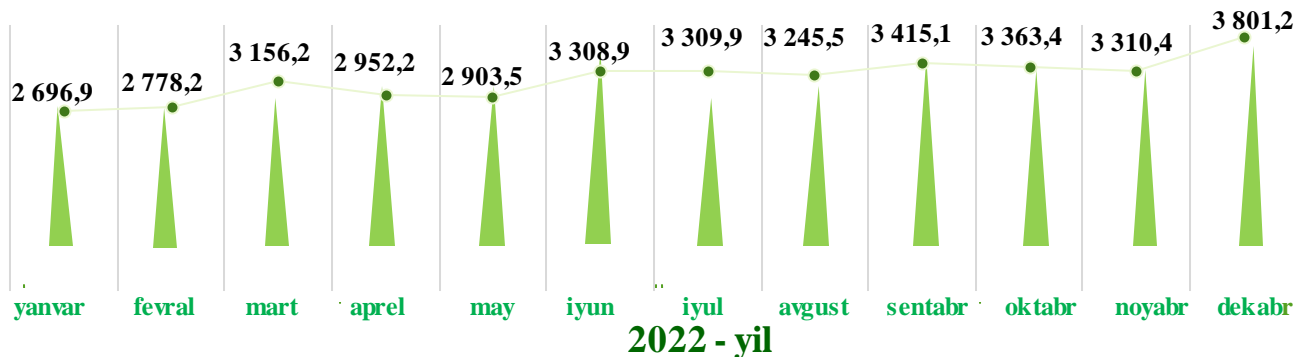
Yuridik shaxs maqomiga ega bo'lgan korxonalar va tashkilotlarda ishlovchi xodimlarning o'rtacha oylik nominal hisoblangan ish haqlari (keyingi o'rinlarda – o'rtacha oylik ish haqi) har bir iqtisodiy faoliyat turlarida turlicha farqlanadi.

O'rtacha oylik nominal hisoblangan ish haqi tarkibiga qo'shimcha to'lovlar, mukofot pullari, rag'batlantiruvchi to'lovlar, kompensatsiya va ishlamagan vaqti uchun to'lovlar, shuningdek, jismoniy shaxslardan olinadigan daromad solig'i va kasaba uyushmasiga ajratmalar kiradi.

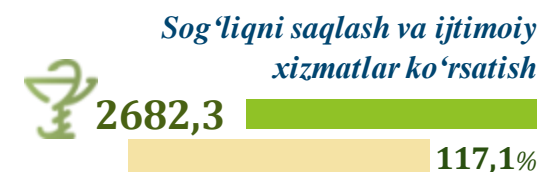
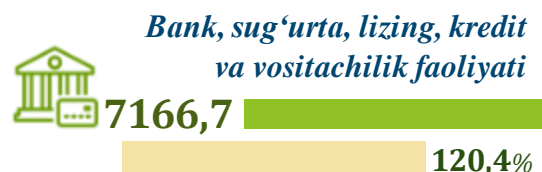
O'rtacha oylik ish haqining tarmoqlar bo'yicha o'zgarish dinamikasi, yanvar-dekabr, ming so'm



2022 - yilda o'rtacha oylik ish haqining oylar kesimidagi dinamikasi, ming so'm



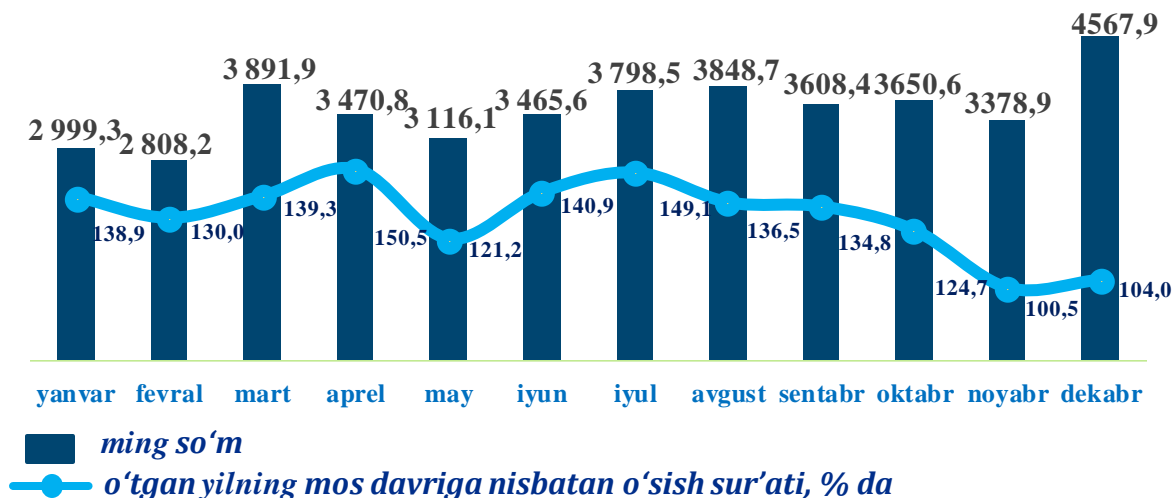
Iqtisodiy faoliyat turlari kesimida o'rtacha oylik ish haqi, ming so'm



2022 - yil yanvar-dekabr oylarida iqtisodiy faoliyat turlari bo'yicha o'rtacha oylik ish haqining eng baland ko'rsatkichi – Bank, sug'urta, lizing, kredit va vositachilik, faoliyati sohasiga to'g'ri kelib, o'tgan yilning mos davriga nisbatan o'sish darajasi **120,4 %** ni tashkil etdi.

Shuningdek, savdo sohasi **115,2 %**, Axborot sohasi **134,6 %**, sog'liqni saqlash va ijtimoiy xizmatlar ko'rsatish sohasi **117,1 %**, tashish va saqlash sohasi **172,7 %**, sanoat, **128,2 %**, Ta'lim sohasi **112,8 %**, o'sganligini, qurilish sohasida esa **68,2 %** ga kamayganligini ko'rishimiz mumkin.

SANOAT SOHASIDA O‘RTACHA OYLIK ISH HAQI



Sanoatning asosiy tarmoqlari bo‘yicha o‘rtacha oylik ish haqi, ming so‘m



2086,1

Ishlab chiqarish sanoati



1841,7

Suv bilan ta‘minlash,
kanalizatsiya tizimi,
chiqindilarni yig‘ish va
utilizatsiya qilish

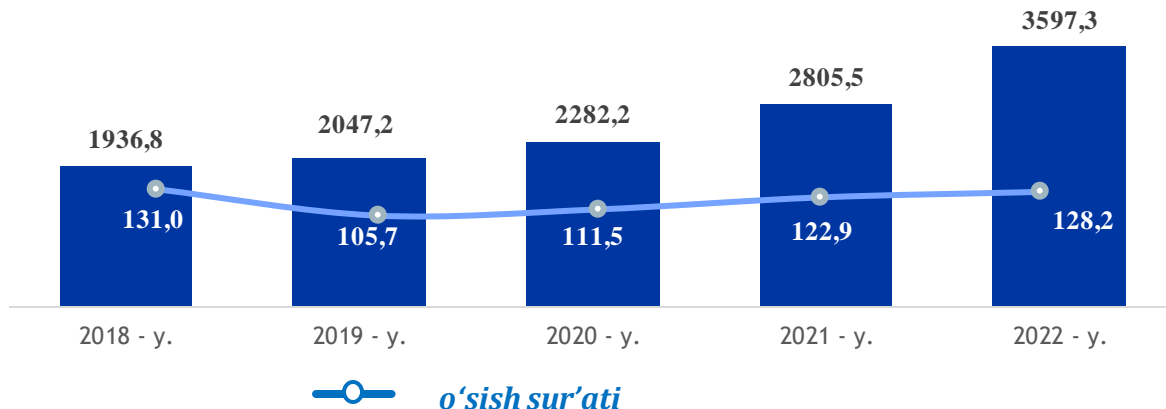


6677,5

Elektr, gaz, bug‘
bilan ta‘minlash va
havoni konditsiyalash

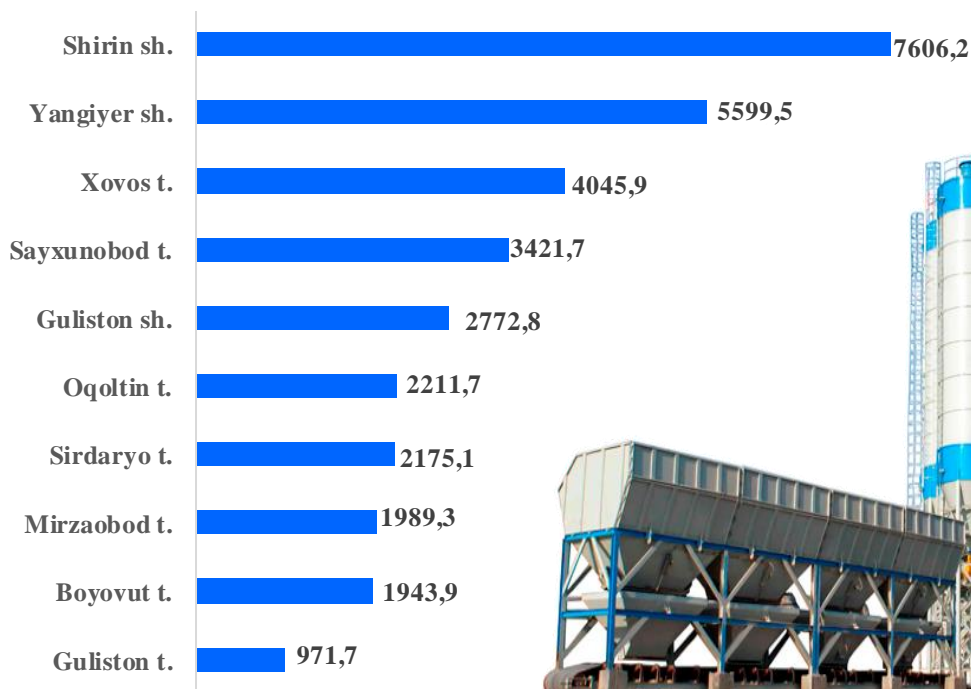
Sanoatning asosiy tarmoqlari bo‘yicha o‘rtacha oylik ish haqining eng yuqori ko‘rsatkichi elektr, gaz, bug‘ bilan ta‘minlash va havoni konditsiyalash (**6677,5 ming so‘m**) va suv bilan ta‘minlash, kanalizatsiya tizimi, chiqindilarni yig‘ish va utilizatsiya qilish sanoati (**1841,7 ming so‘m**) da kuzatildi.

O'rtacha oylik ish haqining yillar kesimidagi dinamikasi, ming so'm



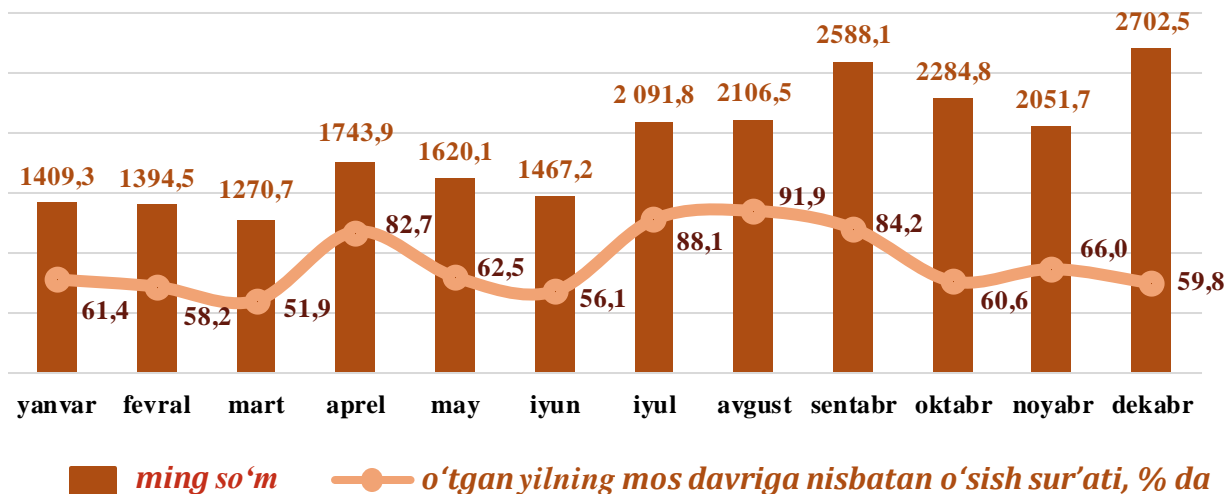
Sanoat iqtisodiy faoliyat turi bo'yicha o'rtacha oylik ish haqining eng yuqori ko'rsatkichi Shirin shahar (**7606,2 ming so'm**), eng past ko'rsatkichi Guliston tumanida (**971,7 ming so'm**) kuzatildi.

Hududlar kesimida

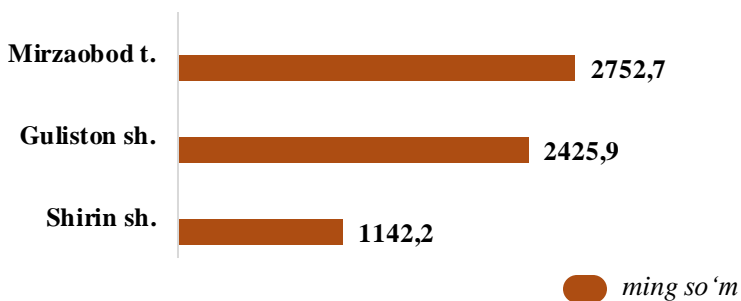


● ming so'm

QURILISH SOHASIDA O‘RTACHA OYLIK ISH HAQI

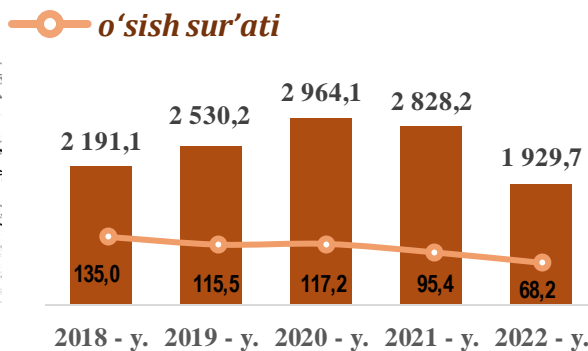


Hududlar kesimida

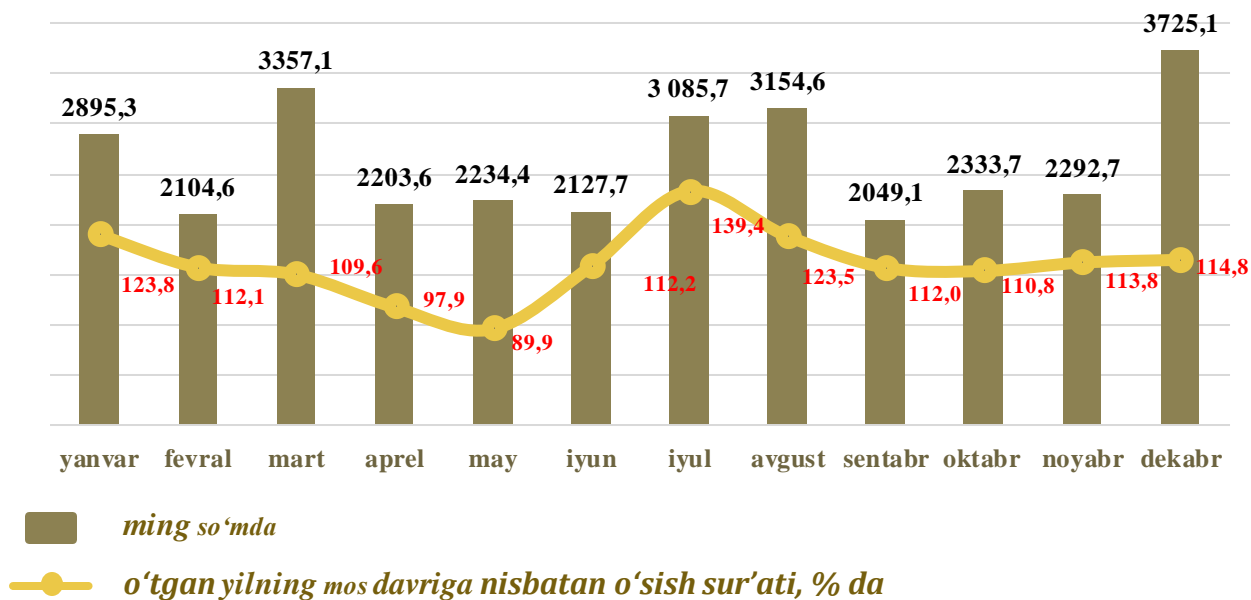


Qurilish faoliyat turi bo‘yicha o‘rtacha oylik ish haqining eng yuqori ko‘rsatkichi Mirzaobod tuman (2752,7 ming so‘m), eng past ko‘rsatkichi Shirin shahri (1142,2 ming so‘m), da qayd etildi.


O‘rtacha oylik ish haqining yillar kesimidagi dinamikasi, ming so‘m



SAVDO SOHASIDA O‘RTACHA OYLIK ISH HAQI

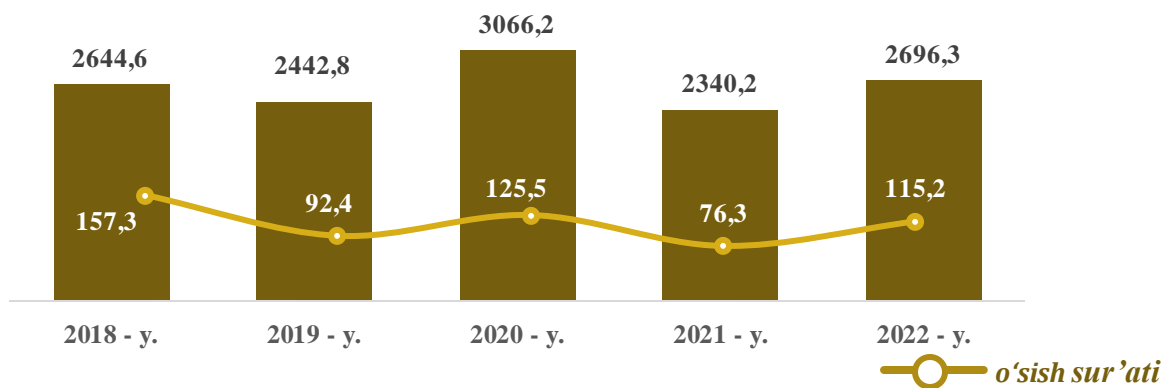


Hududlar kesimida



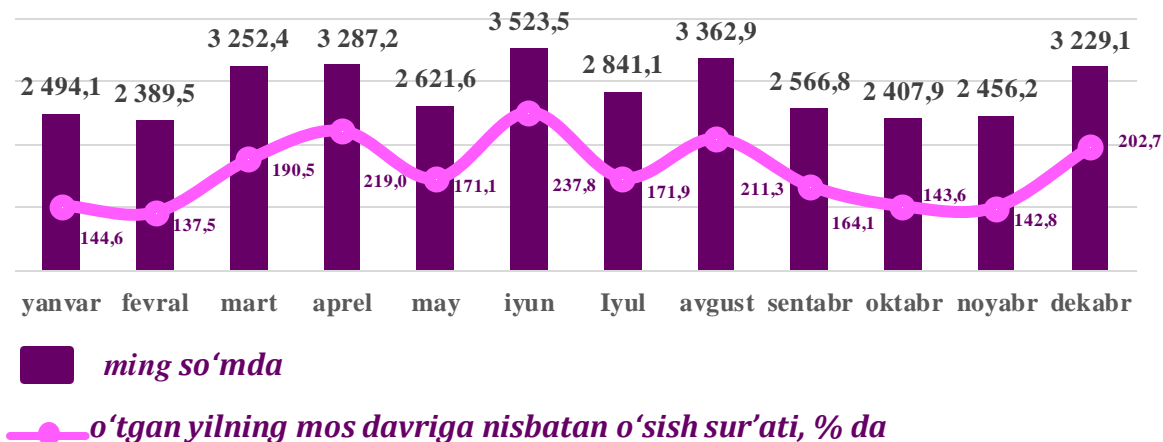
● ming so'm

O'rtacha oylik ish haqining yillar kesimidagi dinamikasi, ming so'm



Savdo sohasi bo'yicha o'rtacha oylik ish haqining eng yuqori ko'rsatkichi Sayxunobod tumani (**3854,0 ming so'm**), Eng past ko'rsatkichi Mirzaobod tumani (**970,6 ming so'm**), da qayd etildi.

TASHISH VA SAQLASH SOHASIDA O‘RTACHA OYLIK ISH HAQI



HUDUDLAR KESIMIDA

Guliston sh.

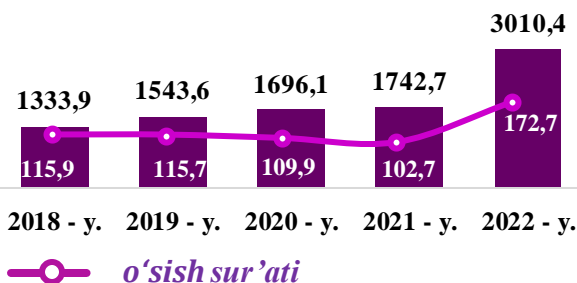


ming so‘m

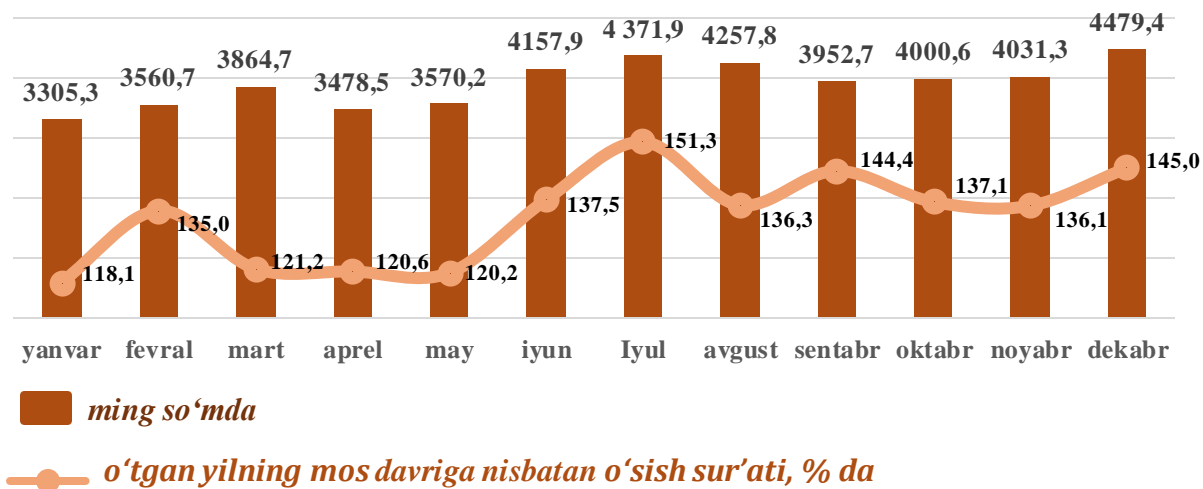
Tashish va saqlash iqtisodiy faoliyat turi bo‘yicha o‘rtacha oylik ish haqining eng yuqori ko‘rsatkichi Guliston shahri (3010,4 ming so‘m) da kuzatildi.



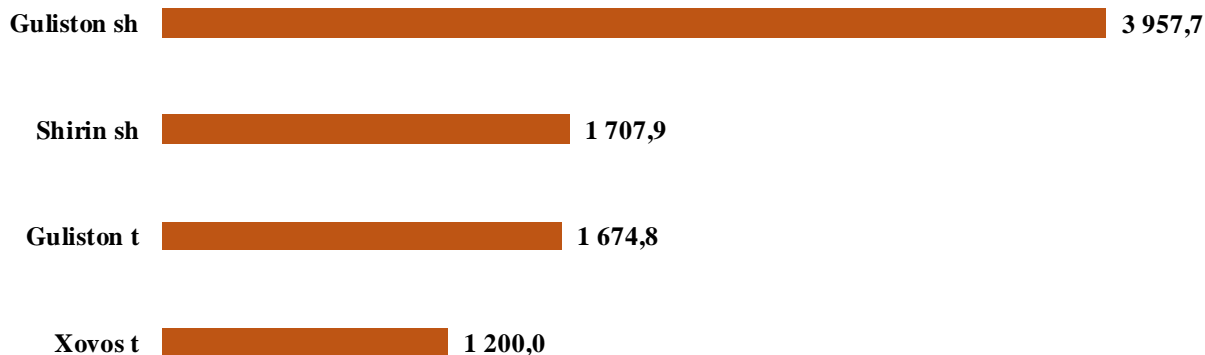
O‘rtacha oylik ish haqining yillar kesimidagi dinamikasi, ming so‘m



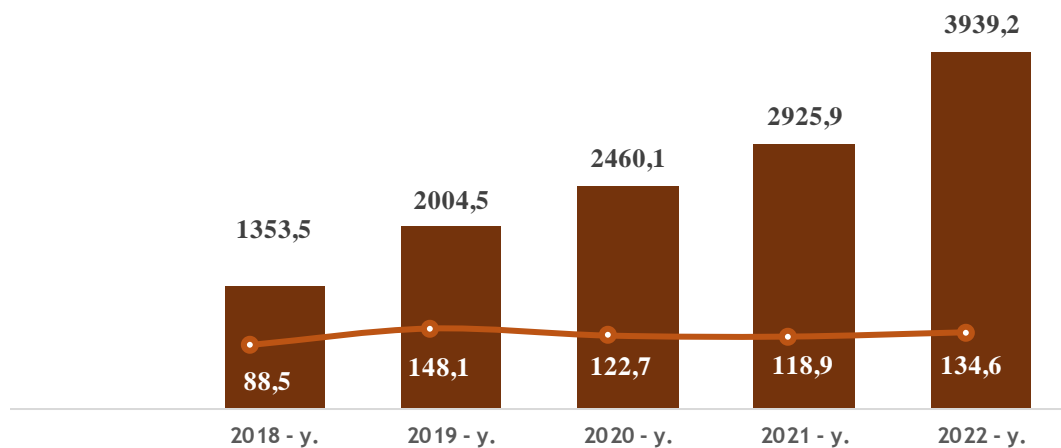
AXBOROT VA ALOQA SOHASIDA O'RTACHA OYLIK ISH HAQI



Hududlar kesimida

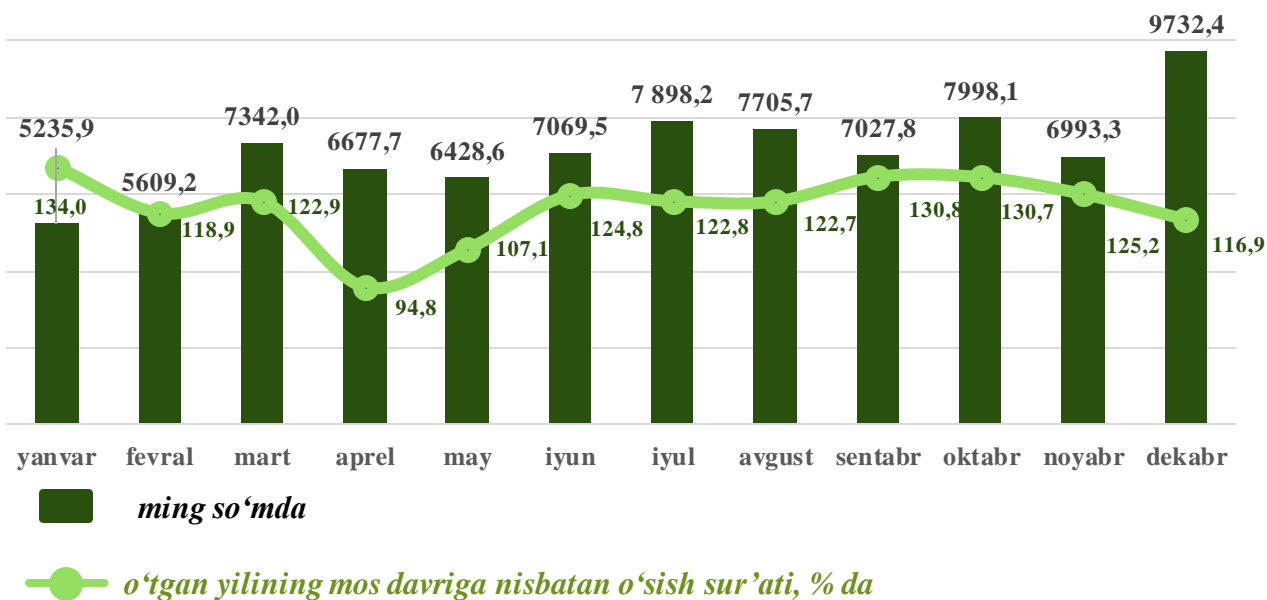


O'rtacha oylik ish haqining yillar kesimidagi dinamikasi, ming so'm

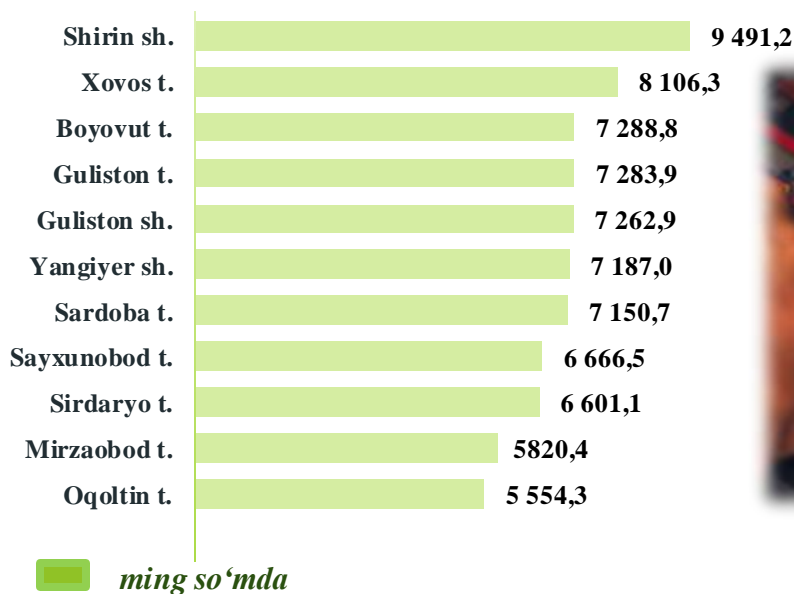


Axborot va aloqa faoliyat turi bo'yicha o'rtacha oylik ish haqining eng yuqori ko'rsatkichi Guliston shahri (**3957,7 ming so'm**), hamda eng past ko'rsatkichi Xovos tuman (**1200,0 ming so'm**), da kuzatildi.

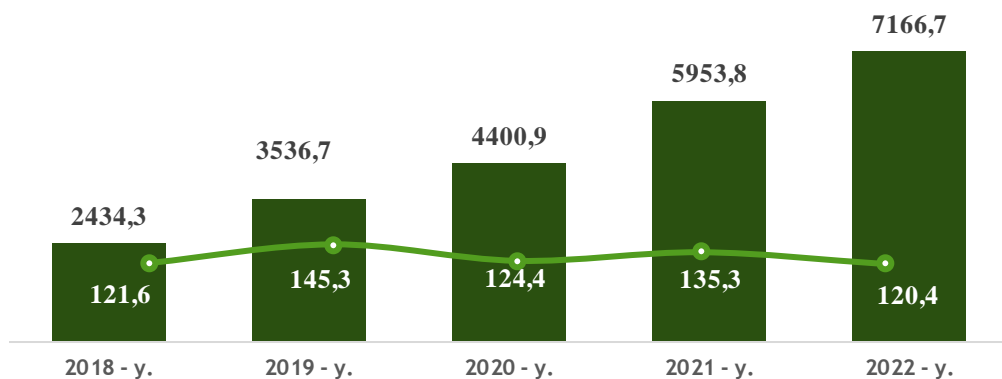
BANK, SUG'URTA, LIZING, KREDIT VA VOSITACHILIK SOHASIDA O'RTACHA OYLIK ISH HAQI



Hududlar kesimida

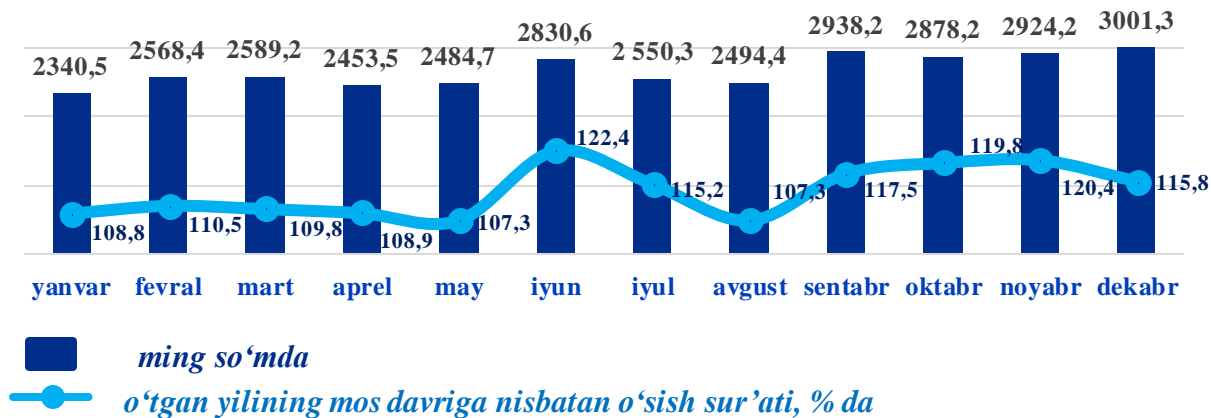


O'rtacha oylik ish haqining yillar kesimidagi dinamikasi, ming so'm

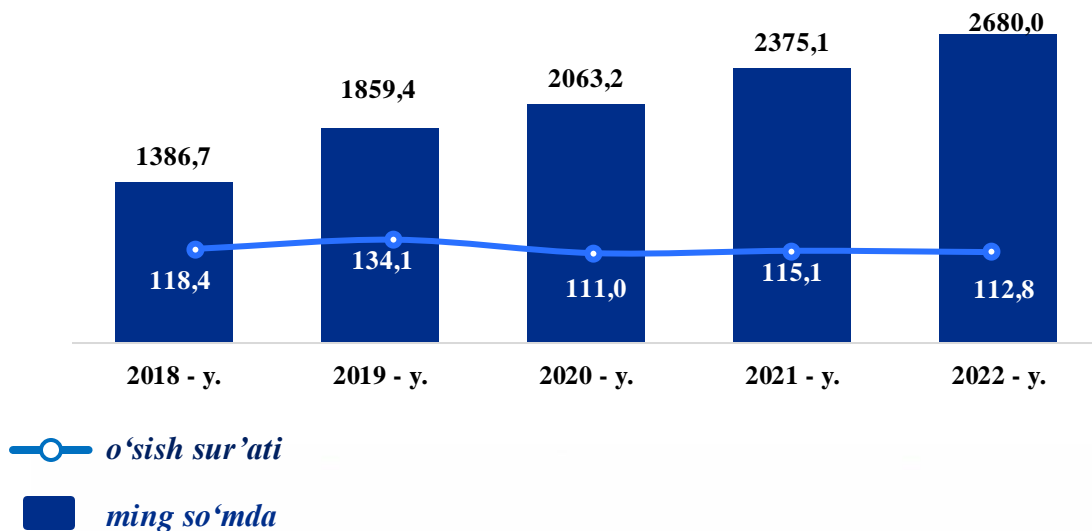


Bank, sug'urta, lizing, kredit va vositachilik faoliyati iqtisodiy faoliyat turi bo'yicha o'rtacha oylik ish haqining eng yuqori ko'rsatkichi Shirin shahri (**9491,2 ming so'm**), Xovos tumani (**81063,3 ming so'm**), hamda Boyovut tumani (**7288,8 ming so'm**), eng past ko'rsatkichi Sirdaryo tuman (**6601,1 ming so'm**), Oqoltin tuman (**5554,3 ming so'm**), Mirzaobod tuman (**5820,4 ming so'm**) da kuzatildi.

TA'LIM SOHASIDA O'RTACHA OYLIK ISH HAQI



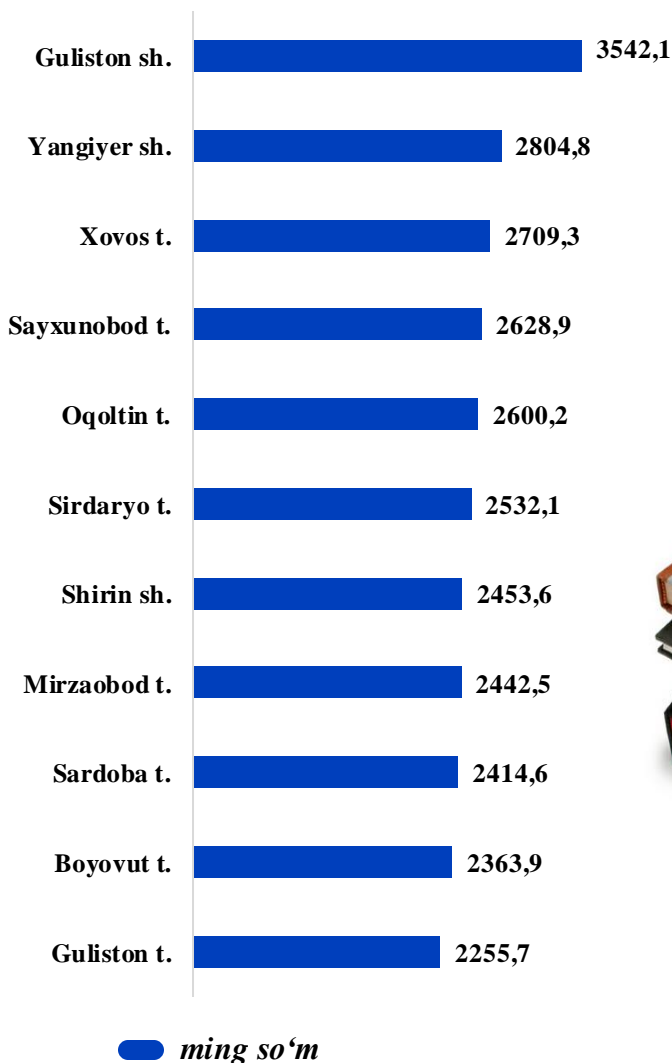
O'rtacha oylik ish haqining yillar kesimidagi dinamikasi, ming so'm



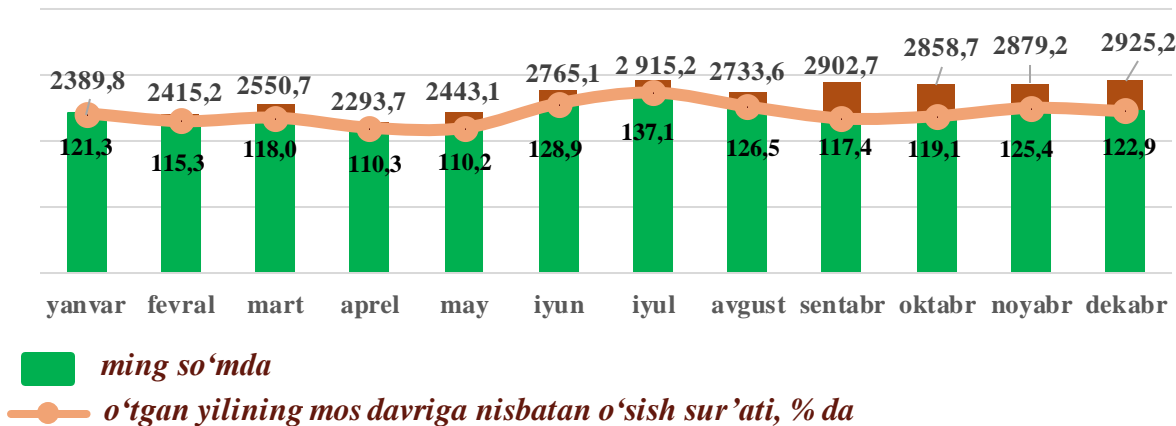
Hududlar kesimida

Ta'lim sohasi bo'yicha bir qator tumanlarda o'rtacha oylik nominal hisoblangan ish haqining viloyat o'rtacha oylik ish haqiga nisbatan yuqori ko'rsatkichi Guliston shahri (**3542,1 ming so'm**), Yangiyer shahri (**2804,8 ming so'm**), Xovos tumani (**2709,3 ming so'm**) da kuzatildi.

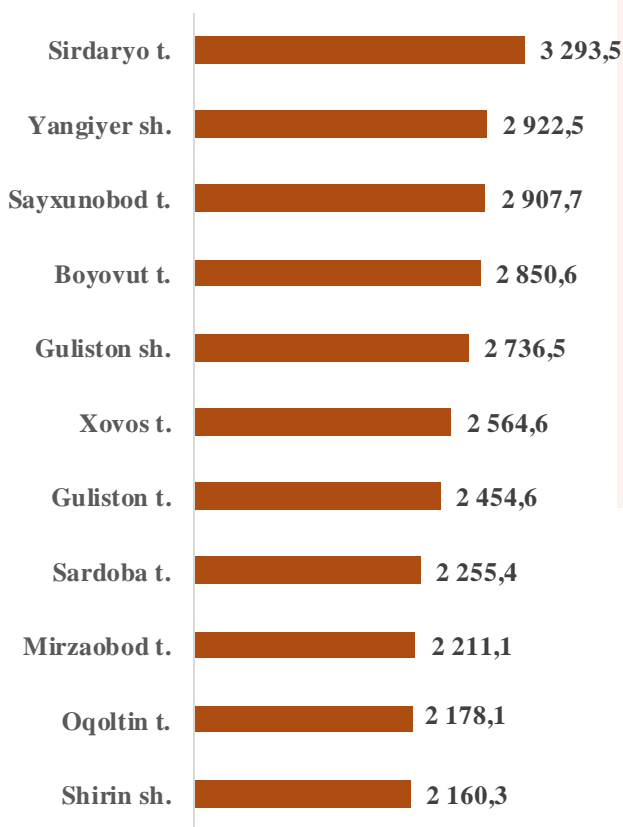
Shu bilan bir qatorda, viloyatning ba'zi tuman va shaharlarida ta'lim sohasidagi o'rtacha oylik nominal hisoblangan ish haqi ko'rsatkichi past bo'ldi. Shirin shahrida (**2453,6 ming so'm**), Mirzaobod tumanida (**2442,5 ming so'm**), Sardoba tumanida (**2414,6 ming so'm**), Boyovut tumanida (**2363,9 ming so'm**) hamda Guliston tumanida (**2255,7 ming so'm**) qayd etildi.



SOG'LIQNI SAQLASH VA IJTIMOY XIZMATLAR KO'RSATISH SOHASIDA O'RTACHA OYLIK ISH HAQI



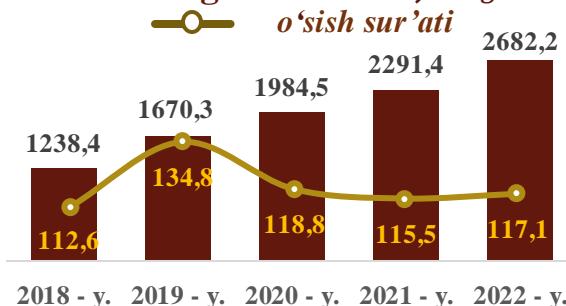
Hududlar kesimida



Sog'liqni saqlash va ijtimoiy xizmatlar ko'rsatish bo'yicha bir qator tumanlarda o'rtacha oylik nominal hisoblangan ish haqining viloyat o'rtacha oylik ish haqiga nisbatan yuqori ko'rsatkichi Sirdaryo tuman (**3293,5 ming so'm**),

Shu bilan bir qatorda, viloyatning ba'zi tuman va shaharlarida o'rtacha oylik nominal hisoblangan ish haqi ko'rsatkichi past bo'ldi. Mirzaobod tuman (**2211,1 ming so'm**), Oqoltin tuman (**2178,1 ming so'm**), hamda Shirin shahar (**2160,3 ming so'm**) tuman shaharlarida qayd etildi.

O'rtacha oylik ish haqining yillar kesimidagi dinamikasi, ming so'm



 ming so'm

DEMOGRAFIYA VA MEHNAT STATISTIKASI BO'LI MI

Nominal hisoblangan ish haqi – ma'lum bir davr (soat, oy, yil) mobaynida xodim tomonidan ishlab chiqarilgan mahsulot (bajarilgan ish yoki ko'rsatilgan xizmat) evaziga ish beruvchilar tomonidan, amaldagi qonun hujjatlariga asoslangan holda soliq va boshqa to'lovlarni o'z ichiga oluvchi yollanma xodimning mehnatiga haq to'lash tarzida jismoniy shaxsga pul shaklida hisoblangan daromadlardan iborat.



Tel.: **67 236-86-32**